



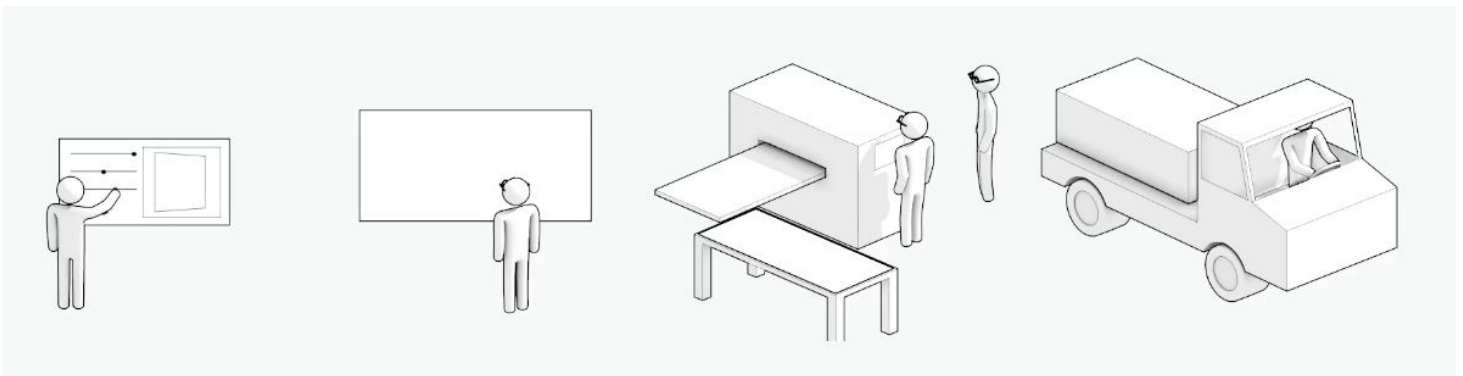
## The Intersection Between Customization and Standardization

Zahner ImageWall perforated metal panels and systems offer architects and designers the ability to create something unique and special for their projects. ImageWall can be used to enhance lobbies, decorate parking garages, refresh aging exteriors, or create partitioned outdoor spaces. ImageWall offers a variety of materials and finishes that can create warmth, contrast, color, separation, and privacy, depending on the design goals.

## Standardized Configurations

Zahner ImageWall is available as both panels and pre-engineered systems tailored to meet the needs of a wide variety of end-uses and applications. ImageWall's pre-configured engineering and manufacturing processes enable quick and efficient procurement, production and shipping to the job site.


Standardized configurations = Quick turnaround = Reduced risks in pricing fluctuation and scheduling.



## Seamless Transitions

Minimize panel borders to create seamless panel transitions. Zahner's **Cross-Seam Perf™** creates seamless imagery by enabling perforations to continue across a folded seam or joint. Similar panel systems often leave an unperforated border around each panel, obscuring imagery with a prominent panel grid. Zahner technology and craftsmanship ensure a high-impact display where boundaries and lines become undetectable at a distance.

**Borders and seams can fragment an image**



**Cross-Seam Perf minimizes borders and seams**



## Material and Finish Offerings

Zahner ImageWall panels are available in the following materials and finishes:

**Angel Hair®** →  
Diffuse finish on Stainless Steel

**Solanum Steel™** →  
Pre-Oxidized Weathering Steel

**Aluminum** →  
with AAMA 2605 PVDF Coating  
see available colors online

**Aluminum** →  
with Type I Anodizing  
see available colors online



## Double Return Panels

ImageWall Double Return is Zahner's most versatile panel system. Panels are attached directly to the steel structures, or any other substructures designed and provided. Depending on the available substructure, panels can be installed in either a portrait (vertical) or a landscape (horizontal) orientation.


There are two variations to account for desired span and design load requirements:

### Short Span


Short Span panels have a 2.5" depth but limit attachment along the **long edge** only. Double Return Short Span Panels generally provide the most economical ImageWall option.

### Long Span

Long Span panels have a 4" depth to provide added strength and rigidity. Panels are attached back to the substrate via the **short edge** only.




Summit Rooftop Lounge, Austin, TX




## Drop & Lock™ System

Drop & Lock systems by Zahner use **Inverted Seam** technology to enable fast and sealant-free installation of metal panels and other hardware for architectural systems. The systems use a two-part process for installation and include all of the hardware needed to hang the panel system. In addition to ease of install, panels in the Drop & Lock system are also easy to remove and allow easy access to the space behind the panels for maintenance or other purposes.


### Drop & Lock System with Mullion and Anchor



Exploded model of Drop & Lock System with mullion and anchor

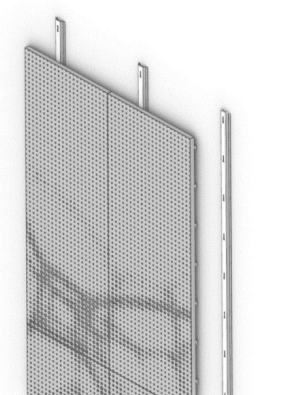


Model of installed Drop & Lock System with mullion and anchor




Profile model of installed Drop & Lock System with mullion and anchor

### Drop & Lock System with Hat Channel



Exploded model of Drop & Lock System with hat channel



Model of installed Drop & Lock System with hat channel



Profile model of installed Drop & Lock System with hat channel



Scan QR code to see Drop & Lock system in action

## Panel Design Values

Material	Aluminum		Stainless Steel	Weathering Steel
Alloy	5052 H-32		304/316L	A606-4
Available Finishes	2-coat solid color 70% PVDF coating		Angel Hair®	Solanum Steel™
	AAMA 611 Class I Anodizing			
Material Thickness	0.090"	0.125"	0.075"	
Panel Weight / sqft (without lighting) <sup>1</sup>	1.27 lbs	1.75 lbs	3.15 lbs	3.13 lbs
Perforation Grid Size	1" O.C.			
Perforation Hole Sizes	0.25" - 0.875" in 1/16" increments			
<b>Double Return Panels - Short Span</b>				
Panel Face Width x Length	maximum 40" x 120"			
Panel Face Depth	2.5"			
Panel Max Design Pressure (ASD) <sup>2</sup>	37 PSF	78 PSF	51 PSF	51 PSF
<b>Double Return Panels - Long Span</b>				
Panel Face Width x Length	Not Available	maximum 30" x 90"		
Panel Face Depth		4"		
Panel Max Design Pressure (ASD) <sup>2</sup>		44 PSF	24 PSF	24 PSF
<b>Drop &amp; Lock Panels</b>				
Panel Face Width x Length	maximum 40" x 120"			
Panel Face Depth	2.75"   3.30" for back-lit panels			
Panel Max Design Pressure (ASD) <sup>2</sup>	28 PSF	52 PSF	43 PSF	46 PSF

<sup>1</sup>panel weight per square foot values assume 'no perforation' condition

<sup>2</sup>design pressures for a maximum panel deflection of Length/60



## Drop & Lock System and Component Design Values

Drop & Lock System with Hat Channel				
Hat Channel Dimensions (L x w x d)	10' x 4" x 1"			
System Depth (panels + hat channel)	3.75"			
Hat Channel Material	Aluminum 5052 H-32			
Drop & Lock Tab/Slot Spacing	12" O.C.			
Drop & Lock System with Mullion and Anchor				
Mullion Dimensions (L x w x d x t)	20' x 2" x 4" x 0.125"		20' x 2" x 6" x 0.125"	
System Depth (panels + mullion + anchor)	7.25" - 8.75"		9.25" - 10.75"	
Mullion Material	Aluminum 6063-T6			
Mullion Section Area Moment of Inertia	I <sub>xx</sub> : 2.97 in <sup>4</sup> I <sub>yy</sub> : .992 in <sup>4</sup>		I <sub>xx</sub> : 8.27 in <sup>4</sup> I <sub>yy</sub> : 1.43 in <sup>4</sup>	
Mullion Weight per lineal foot	1.69 lbs		2.28 lbs	
Angle Anchor Material	Aluminum 5052 H-32			
Angle Anchor Dimensions (w x d x t)	4.5" x 3" x 0.25"			
Angle Anchor Length	4"			
Assumed Design Pressure, ASD	28 PSF	52 PSF	28 PSF	52 PSF
Maximum Span Between Anchors	10'-0"	8'-0"	13'-0"	11'-0"
Maximum Cantilever from Anchor	3'-4"	2'-8"	4'-4"	3'-8"
Drop & Lock Tab/Slot Spacing	12" O.C.			

The options shown in the above table represent the standardized and pre-engineered ImageWall offerings. Alternate materials, finishes, dimensions, shapes, and installation methods are available upon request.

Zahner Drop & Lock systems have been successfully tested using AAMA501.4 procedures for seismic movement. Each project and the specific building movements of that project should be evaluated by the building's engineer of record.

All information above is for reference only and should be confirmed by a licensed structural engineer for each specific project and its unique site conditions.

Lighting System and Component Design Values

Lighting System	
Compatible Zahner Systems	Drop & Lock System with Mullion and Anchor; Drop & Lock System with Hat Channel
Environment	IP65-rated available
Working Temp and Humidity	(-13) - 140 °F @ 20-90% RH (non-condensing)
Lighting Components	
Diffuser	
Material	Translucent frosted polycarbonate
Flammability and Smoke Rating	Class A (ASTM E84)
Light Transmission	80%
Lighting	
Type	Dimmable LED lighting, UL-recognized
Available Color and Temperatures	White (3000, 4100 and 6500 Kelvin) or RGB+W (4100 Kelvin)
Nominal Luminous Flux <sup>1</sup>	up to 1300 lm / sqft
Nominal Power Consumption <sup>1</sup>	up to 11.5 W / sqft
Driver	
Type	Class 2 multi-channel driver, 24V / 2x96W, UL-recognized
Dimming	0-100% Range; 5-in-1 Dimming Triac (Phase, 0-10V, 1-10V, Potentiometer, 10V PWM)
Input Voltage and Frequency	100-277 VAC, 47-68 Hz
Dimensions and Weight	11" x 4.4" x 1.8" (L x W x H); 5 lbs

<sup>1</sup>assumes a module spacing of 3.5"

For additional specifications or information regarding the lighting system or components, please contact Zahner.