

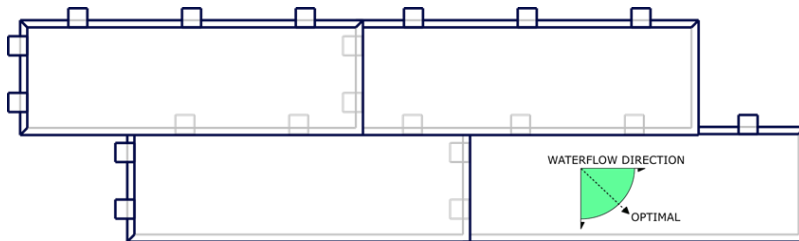


Flat Seam system offers a uniquely flexible metal façade system, compatible with most Zahner Surface offerings in addition to other common metals and finishes, providing an expansive pallet of materials and finishes from which to select for your project. Variations on Zahner’s Flat Seam systems include standard, co-planar, and extended lap.

Zahner’s extended design variations, including standard, offset and extended lap, allow for application on not only planar geometry, but also curved and dual-curved geometry. Furthermore, utilizing our extended lap variation which includes additional water proofing measures, our system is also suitable for lower sloped roof applications.

Applications:

- Interior and exterior installations
- New construction, retrofit, or add-on




Rectangular panels shown are for reference. Other unique profiles are available by contacting Zahner.

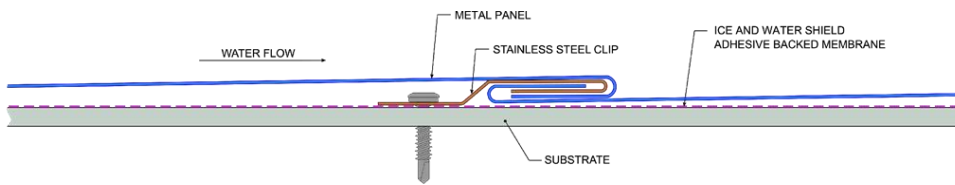
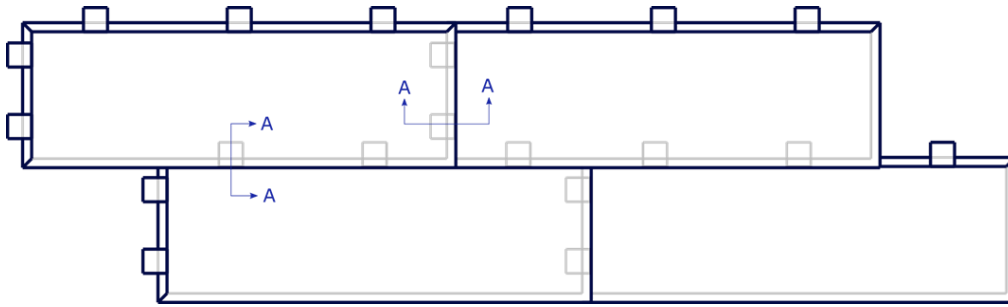
25%

33%

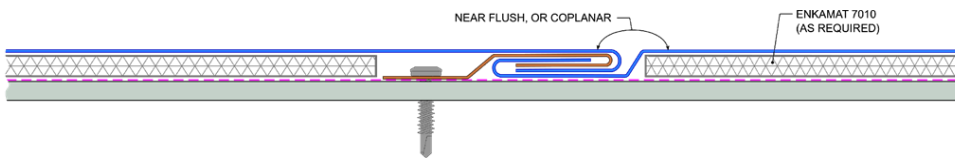
50%



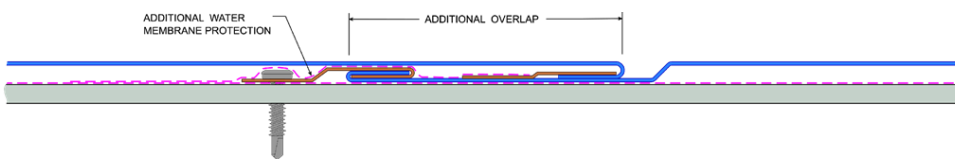
Typical Patterns



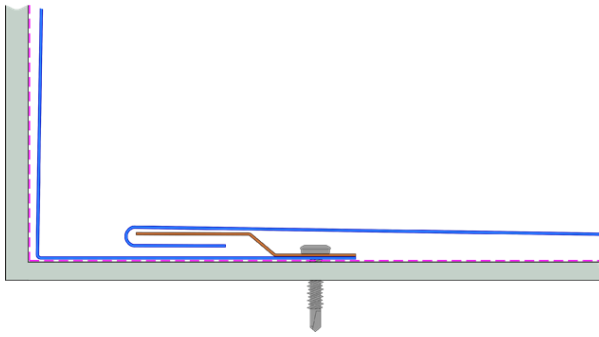
Typical Lap Section
Detail (A – A)



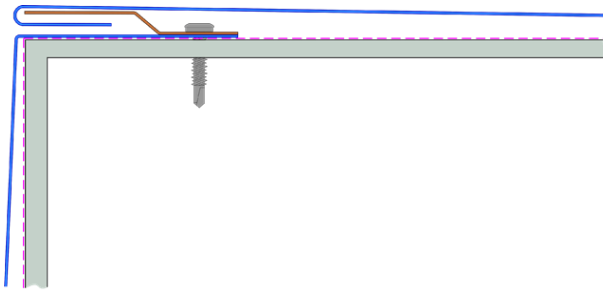
Offset (Near-
coplanar face)



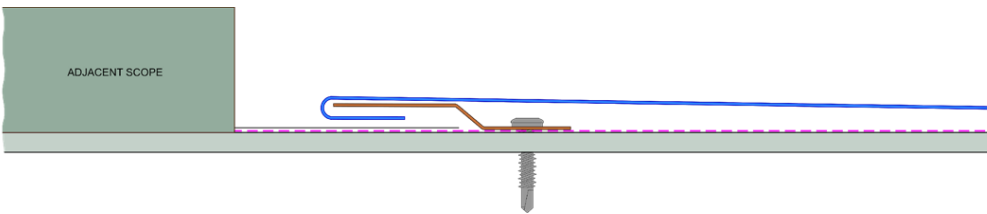
Extended Lap
(Low Slope)



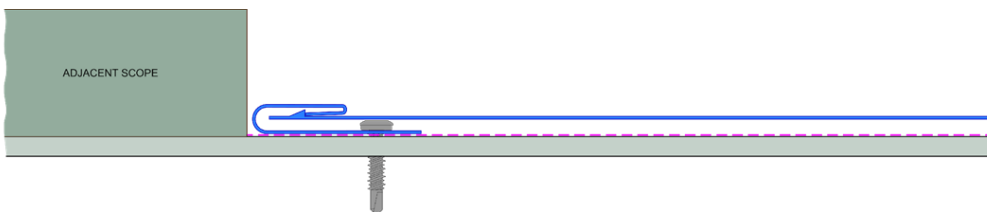
Typical Inside Corner



Typical Outside Corner



Typical Details at Adjacent Scope



The following charts are provided for preliminary design only. Please consult with Zahner's licensed engineers to verify your project's specific requirements.

Chart indicates the maximum pattern or panel width relative to desired material and project design pressures.

Maximum panel length is typically 12'.

